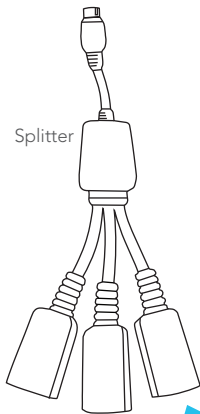
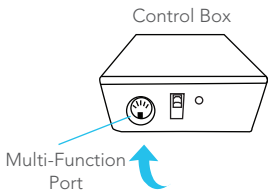
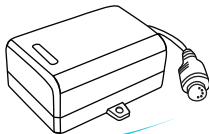


ADJUSTABLE BASE DONGLE INSTRUCTIONS

*If the adjustable base comes with a 3-Port Splitter installed, skip to Step 3.



- 1 Disconnect cords or 2-Port Splitter connected to the Adjustable Base Control Box's Multi-function port. Take note of what was disconnected, they will need to be reconnected later.
- 2 Connect the male end of the 3-Port Splitter to the Adjustable Base Control Box's multi-function port.
- 3 Connect the male end of the Adjustable Base Dongle into any of the open ports on the Splitter. The blue light on the Dongle should light up. Reconnect any cords that were disconnected from step 1 into any of the open ports in the 3-Port Splitter.



Adjustable Base Dongle